



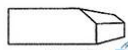
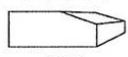


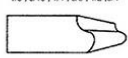

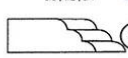

0000	00000000000000000000
00	3 000 4 000 5 000 6 000
0000	00 000000
OEM 00	00000000000000000000
00	00000 0000
00	TUV(KS)ISO CE
0	00000000000000000000



00000



STANDARD EDGEWORK OPTIONS

 <p>FLAT POLISH/GROUND AVAILABLE IN 1/8", 3/16", 1/4", 3/8", 1/2", 3/4"</p>	 <p>PENCIL POLISH/GROUND AVAILABLE IN 3/16", 1/4", 3/8", 1/2", 3/4"</p>	 <p>CHAMFER AVAILABLE IN 1/4", 3/8", 1/2", 3/4"</p>
 <p>BEVEL AVAILABLE IN 1/8", 3/16", 1/4", 3/8", 1/2", 3/4"</p>	 <p>DOUBLE BEVEL AVAILABLE IN 3/8", 1/2", 3/4"</p>	 <p>BEVEL BOTH SIDES AVAILABLE IN 3/8", 1/2", 3/4"</p>
 <p>OGEE AVAILABLE IN 1/2", 3/4"</p>	 <p>OGEE BEVEL AVAILABLE IN 1/2", 3/4"</p>	 <p>WATER FALL EDGE AVAILABLE IN 1/2"</p>
 <p>MITER EDGE AVAILABLE IN 1/4", 3/8", 1/2", 3/4"</p>	<p>NO DRAWING AVAILABLE CLEAN CUT EDGES UNTREATED EDGE</p>	<p>NO DRAWING AVAILABLE SEAMED EDGES SANDED EDGES TO REMOVE SHARPNESS</p>



00000
10 00000000
20 00000000

